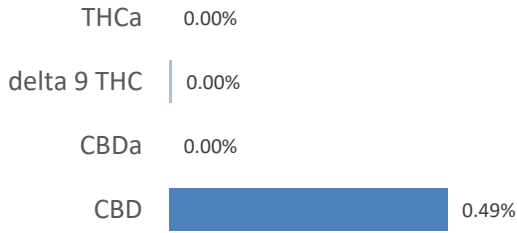
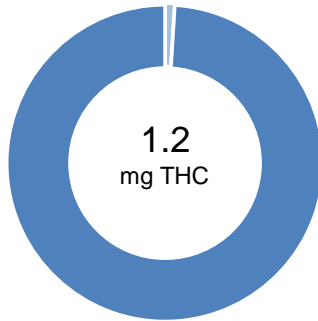


Good Vibe CBD Sleep Tincture 125mg of Each

METRC ID:	1A400071268115C000000240	Class:	Retail
Batch ID:	N/A	Type:	Unit
Manifest:	4426400	Test:	Potency / Homogeneity
Submitted:	06/12/2020 @ 19:44	Method:	TM14
Reported:	17-Jun-2020		

CANNABINOID PROFILE


Compound	LOQ (mg)	Result (mg)	Result (mg/g)
Delta 9-Tetrahydrocannabinolic acid (THCA-A)	0.54	0.00	0.0
Delta 9-Tetrahydrocannabinol (Delta 9THC)	0.27	1.20	0.0
Cannabidiolic acid (CBDA)	0.60	0.00	0.0
Cannabidiol (CBD)	0.34	121.20	4.9
Delta 8-Tetrahydrocannabinol (Delta 8THC)	0.30	0.00	0.0
Cannabinolic Acid (CBNA)	0.75	4.50	0.2
Cannabinol (CBN)	0.33	103.50	4.2
Cannabigerolic acid (CBGA)	0.48	0.00	0.0
Cannabigerol (CBG)	0.27	99.10	4.0
Tetrahydrocannabivarinic Acid (THCVA)	0.47	0.00	0.0
Tetrahydrocannabivarin (THCV)	0.56	0.00	0.0
Cannabidivarinic Acid (CBDVA)	0.56	0.00	0.0
Cannabidivarin (CBDV)	0.31	0.00	0.0
Cannabichromenic Acid (CBCA)	0.41	0.00	0.0
Cannabichromene (CBC)	0.49	0.00	0.0

Total Cannabinoids	329.50	13.32
Total Potential THC**	1.20	0.05
Total Potential CBD**	121.20	4.90

% = % (w/w) = Percent (Weight of Analyte / Weight of Product)

* Total Cannabinoids result reflects the absolute sum of all cannabinoids detected.


** Total Potential THC/CBD is calculated using the following formulas to take into account the loss of a carboxyl group during decarboxylation step.

Total THC = THC + (THCa * (0.877)) and Total CBD = CBD + (CBDa * (0.877))

NOTES:


Package Claim = mg | # of Servings = 1 | Sample Weight=24.7299g
 | CBD Label Claim = Pass | CBD % RSD = Pass

Free from visual mold, mildew, and foreign matter.

FINAL APPROVAL


Chris Jungling
 12-Jun-2020
 6:59 AM

PREPARED BY / DATE



Ben Minton
 17-Jun-2020
 12:25 PM

APPROVED BY / DATE

Pass

FINAL STATUS

Testing results are based solely upon the sample submitted to Agricor Laboratories, LLC. Agricor Laboratories, LLC warrants that all analytical work is conducted professionally in accordance with all applicable standard laboratory practices using validated methods. Data was generated using an unbroken chain of comparison to NIST traceable Reference Standards and Certified Reference Materials. This report may not be reproduced, except in full, without the written approval of Agricor Laboratories, LLC. ISO/IEC 17025:2005 Accredited A2LA Certificate Number 4329.01



Certificate #4329.01